




## MAHAVEER INSTITUTE OF SCIENCE & TECHNOLOGY

Approved by AICTE, Affiliated to JNTU, Hyderabad.


Vyasaपुरi, Bandlaguda Post, Keshavagiri, Hyderabad-500095

### 2.6.3 Average pass percentage of Students during last five years

Year	Program Code	Program Name	Number of students appeared in the final year examination	Number of students passed in final year examination
2020-2021	IA21(AERO)	UG-B.TECH	20	10
	IA01(CIVIL)	UG-B.TECH	39	22
	IA05(CSE)	UG-B.TECH	92	69
	IA04(ECE)	UG-B.TECH	66	47
	IA02(EEE)	UG-B.TECH	51	32
	IA12(IT)	UG-B.TECH	27	19
	IA03MECH	UG-B.TECH	75	33
	IE00(MBA)	PG-MBA	29	7
	1D33(AMS)	PG-M.TECH	0	0
			<b>399</b>	<b>239</b>
Year	Program Code	Program Name	Number of students appeared in the final year examination	Number of students passed in final year examination
2019-2020	IA21(AERO)	UG-B.TECH	2	0
	IA01(CIVIL)	UG-B.TECH	1	0
	IA05(CSE)	UG-B.TECH	101	78
	IA04(ECE)	UG-B.TECH	90	75
	IA02(EEE)	UG-B.TECH	35	24
	IA12(IT)	UG-B.TECH	23	19
	IA03MECH	UG-B.TECH	78	45
	IE00(MBA)	PG-MBA	35	13
	1D33(AMS)	PG-M.TECH	6	4
1D58(CSE)	PG-M.TECH	8	8	
			<b>379</b>	<b>266</b>
Year	Program Code	Program Name	Number of students appeared in the final year examination	Number of students passed in final year examination
2018-2019	IA21(AERO)	UG-B.TECH	25	14
	IA01(CIVIL)	UG-B.TECH	36	23
	IA05(CSE)	UG-B.TECH	96	80
	IA04(ECE)	UG-B.TECH	101	66
	IA02(EEE)	UG-B.TECH	37	31
	IA12(IT)	UG-B.TECH	30	23
	IA03MECH	UG-B.TECH	70	41
			<b>395</b>	<b>278</b>
Year	Program Code	Program Name	Number of students appeared in the final year examination	Number of students passed in final year examination
2017-2018	IA21(AERO)	UG-B.TECH	27	23
	IA01(CIVIL)	UG-B.TECH	65	50
	IA05(CSE)	UG-B.TECH	92	64
	IA04(ECE)	UG-B.TECH	88	60
	IA02(EEE)	UG-B.TECH	33	27
	IA12(IT)	UG-B.TECH	20	16
	IA03MECH	UG-B.TECH	71	53
	IE00(MBA)	PG-MBA	17	4
	1D38(DE&CS)	PG-M.TECH	5	3
1D64(PE&ES)	PG-M.TECH	5	4	
			<b>423</b>	<b>304</b>


  
**PRINCIPAL**  
**MAHAVEER**  
**INSTITUTE OF SCIENCE & TECHNOLOGY**  
 Bandlaguda, Hyd-500 005.

Year	Program Code	Program Name	Number of students appeared in the final year examination	Number of students passed in final year examination
2016-2017	1A21(AERO)	UG-B.TECH	11	6
	1A01(CIVIL)	UG-B.TECH	50	38
	1A05(CSE)	UG-B.TECH	111	74
	1A04(ECE)	UG-B.TECH	111	79
	1A02(EEE)	UG-B.TECH	51	38
	1A12(IT)	UG-B.TECH	6	1
	1A03MECH	UG-B.TECH	88	71
	1E00(MBA)	PG-MBA	32	12
	1D33(AMS)	PG-M.TECH	9	4
	1D58(CSE)	PG-M.TECH	2	2
	1D38(DE&CS)	PG-M.TECH	2	0
	1D64(PE&ES)	PG-M.TECH	4	1
	1D25(SE)	PG-M.TECH	5	5
	1D57(VLSI)	PG-M.TECH	4	3
				486

  
**PRINCIPAL**  
**MAHAVEER**  
**INSTITUTE OF SCIENCE & TECHNOLOGY**  
 Bandlaguda, Hyd-500 085.

Number of Students Appeared, Passed and Yearwise Pass Percentage during last five years					
	Year 1 (2020- 2021)	Year 2 (2019- 2020)	Year 3 (2018-2019)	Year 4 (2017-2018)	Year 5 (2016- 2017)
Number of students appeared	399	379	395	423	486
Number of students passed	239	266	278	304	334
Percentage of Per Year	59.90	70.18	70.38	71.87	68.72

Average Pass Percentage of Students during last five years	
Academic Year	Percentage
2020-2021	59.9
2019-2020	70.18
2018-2019	70.38
2017-2018	71.87
2016-2017	68.72
<b>Average Pass Percentage of Students during last five years</b>	<b>68.21</b>

  
**PRINCIPAL**  
**MANAVEER**  
**INSTITUTE OF SCIENCE & TECHNOLOGY**  
**Bandlaguda, Hyd-500 005.**